
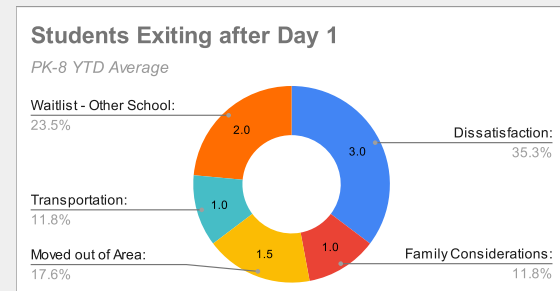
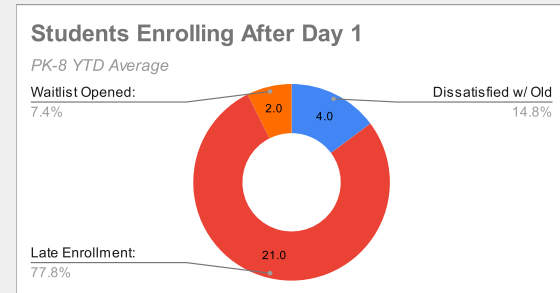
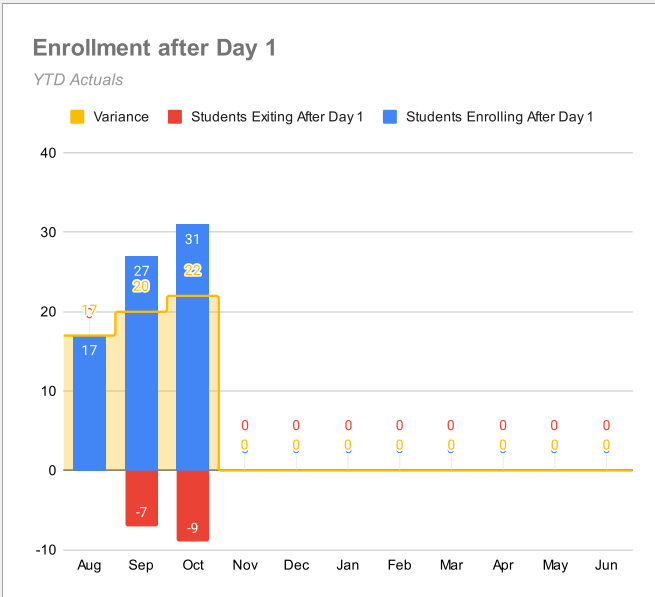
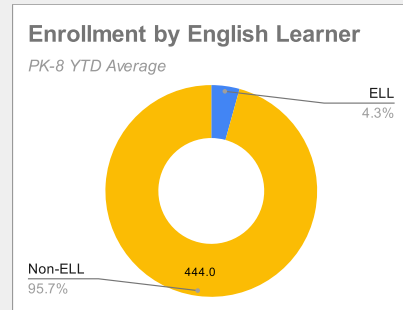
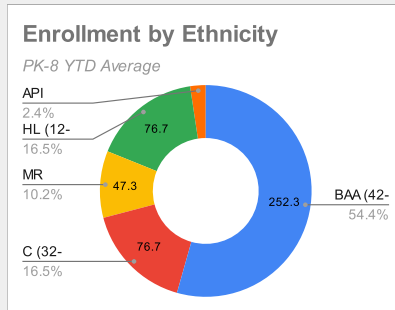
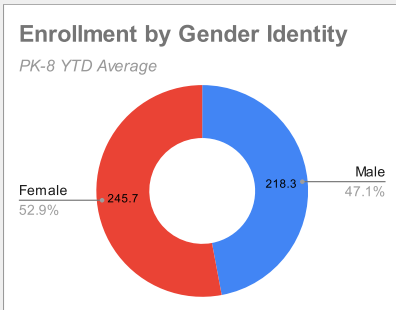
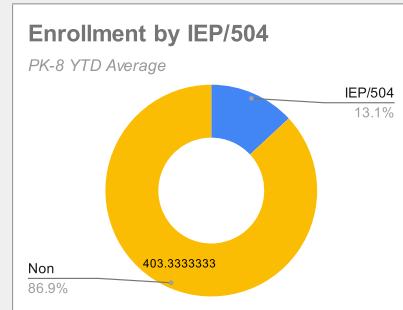
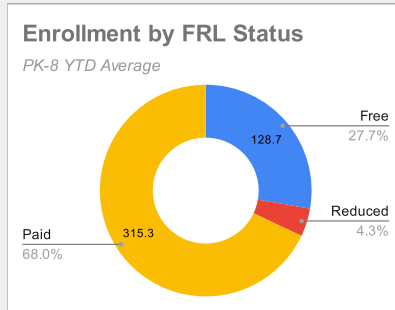
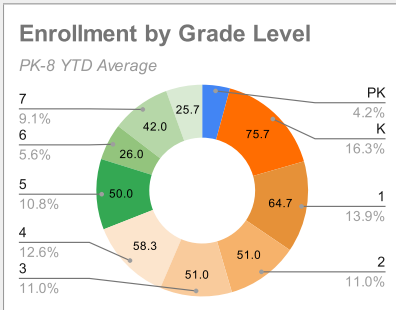
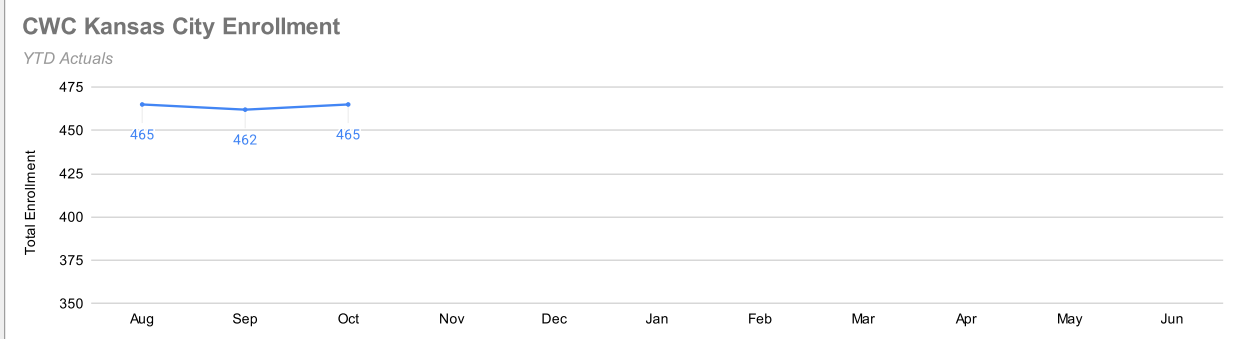


# CWC Kansas City Executive Director's Report - District Dashboard

School Year 2025-26




## Enrollment



# CWC Kansas City Executive Director's Report - District Dashboard

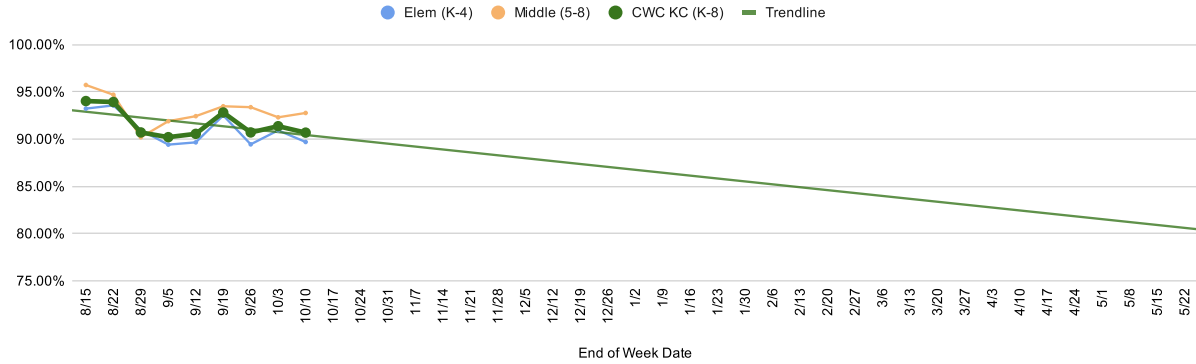
School Year 2025-26



## ADA

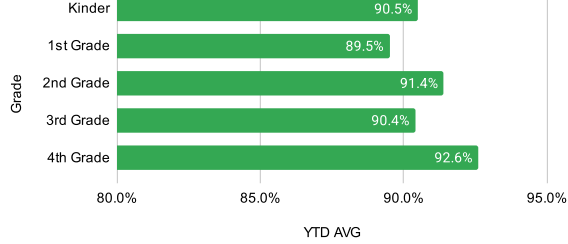
### % ADA by Week

YTD Actuals



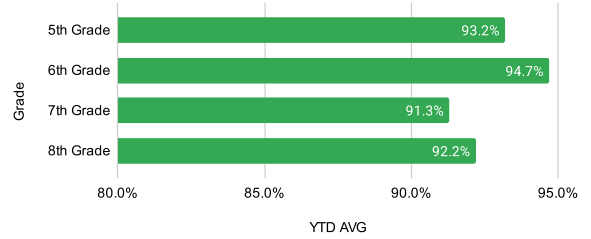
### % ADA by ES Grade Level

YTD



### % ADA by MS Grade Level

YTD



**Citizens of the World Kansas City  
Executive Director's Report - District Dashboard  
October 2025**

**Enrollment and Demographics**

**Enrollment by Grade & Status**

	Broadway	Oper. Break	Homebound	MOVA	Pend. MOVA	Offsite	Enrolled	Pending	Expected	Offered
PK		20					20		20	
K	56	19					75		75	
1	47	16				1	64		64	
2	51						51		51	
3	50					1	51		51	
4	48	12					60		60	
5	43	6					49		49	
6	26						26		26	
7	42					1	43		43	
8	25					1	26		26	
<b>TOTAL</b>	<b>388</b>	<b>73</b>				<b>4</b>	<b>465</b>		<b>465</b>	

**Gender**

Male	219	47%
Female	246	53%
	465	100%

**FRL Status**

Free	144	31%
Reduced	22	5%
Paid	299	64%
Unknown	465	100%

**Ethnicity**

BAA (42-48%)	253	54%
C (32-38%)	77	17%
MR	48	10%
HL (12-18%)	76	16%
API	11	2%
	465	100%

**Special Education**

IEP/504	67	14%
---------	----	-----

**English Lang. Learner**

ELL	22	5%
-----	----	----

FRL Rate: 36% (50% Goal)

**Attendance**

**Elementary (PK-4)**

	ADA	Att %
Kinder:	69.3	90.5%
1st Grade:	57.8	89.5%
2nd Grade:	46.6	91.4%
3rd Grade:	45.9	90.4%
4th Grade:	54	92.6%
	<u>273.6</u>	<u>90.8%</u>
	<u>&gt;90%</u>	<u>&gt;85%</u>
	62.9%	79.8%

**Middle School (5-8)**

	ADA	Att %
5th Grade:	45.9	93.2%
6th Grade:	24.6	94.7%
7th Grade:	37.9	91.3%
8th Grade:	23.7	92.2%
	<u>132.1</u>	<u>92.7%</u>
	<u>&gt;90%</u>	<u>&gt;85%</u>
	71.6%	87.2%

**Student Mobility**

**Students Enrolling After Day 1**

Dissatisfied w/ Old School:	5
Late Enrollment:	24
Moved to Area:	
Re-Enrolling at CWCKC:	2
Waitlist Opened:	2
	<u>31</u>

**Students Exiting After Day 1**

Dissatisfaction:	3
Family Considerations:	1
Homeschool:	
Moved out of Area:	2
Residency Issue:	
Transportation:	1
Waitlist - Other School:	2
	<u>9</u>