

CWC Kansas City Executive Director's Report - District Dashboard

School Year 2025-26



Enrollment

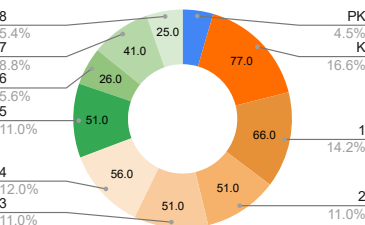
CWC Kansas City Enrollment

YTD Actuals



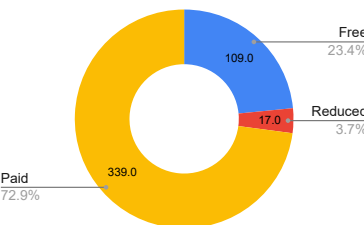
Enrollment by Grade Level

PK-8 YTD Average



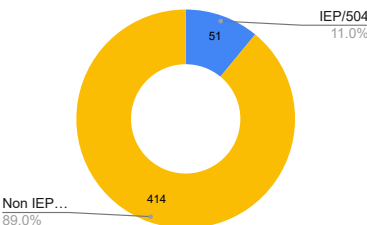
Enrollment by FRL Status

PK-8 YTD Average



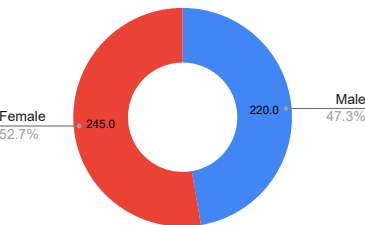
Enrollment by IEP/504

PK-8 YTD Average



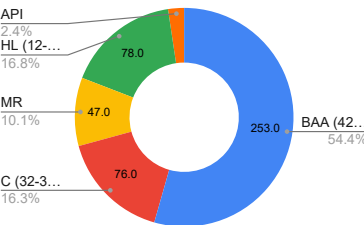
Enrollment by Gender Identity

PK-8 YTD Average



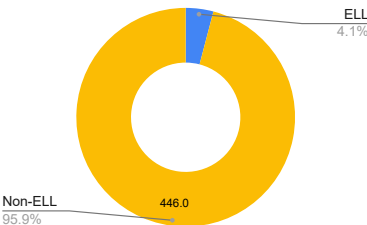
Enrollment by Ethnicity

PK-8 YTD Average



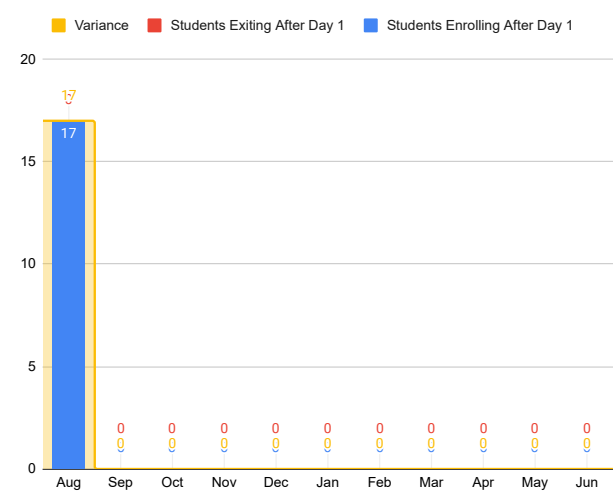
Enrollment by English Learner

PK-8 YTD Average



Enrollment after Day 1

YTD Actuals



Students Enrolling After Day 1

PK-8 YTD Average



Column YTD AVG must be numeric.



CWC Kansas City Executive Director's Report - District Dashboard

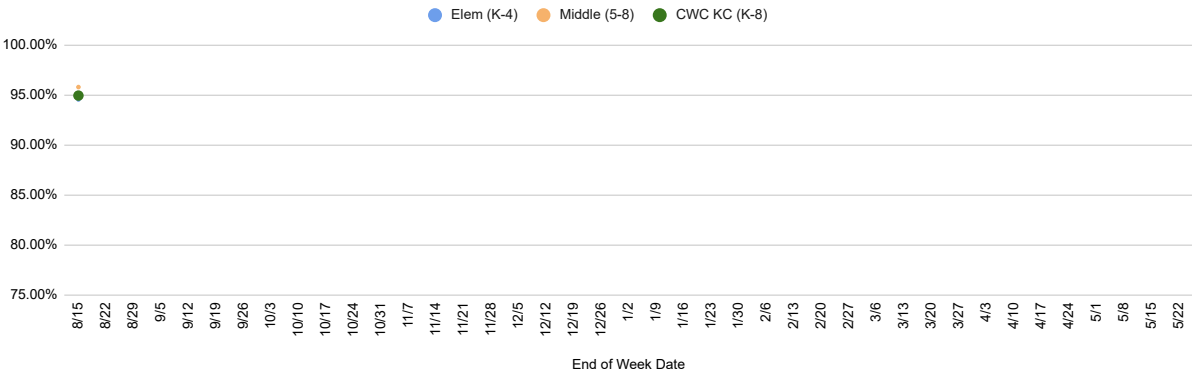
School Year 2025-26



ADA

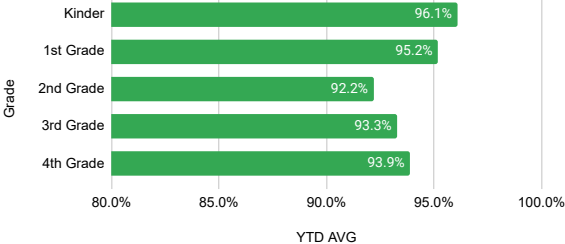
% ADA by Week

YTD Actuals



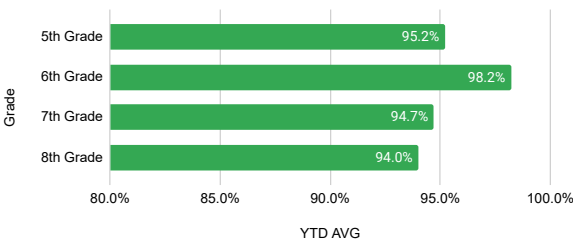
% ADA by ES Grade Level

YTD



% ADA by MS Grade Level

YTD



Citizens of the World Kansas City

Executive Director's Report - District Dashboard

August 2025 (Week 1)

Enrollment and Demographics

Enrollment by Grade & Status

	Broadway	Oper. Break.	Homebound	MOVA	Pend. MOVA	Offsite	Enrolled	Pending	Expected	Offered
PK		21					21	1	22	2
K	57	20					77		77	
1	48	17				1	66		66	
2	51						51		51	
3	50					1	51		51	
4	45	11					56	2	58	1
5	44	6				1	51		51	
6	26						26		26	
7	40					1	41		41	
8	24					1	25	1	26	1
TOTAL	385	75				5	465	4	469	4

Gender

Male	220	47%
Female	245	53%
	465	100%

FRL Status

Free	109	23%
Reduced	17	4%
Paid	339	73%
Unknown		0%
	465	100%
FRL Rate:	27%	(50% Goal)

Ethnicity

BAA (42-48%)	253	54%
C (32-38%)	76	16%
MR	47	10%
HL (12-18%)	78	17%
API	11	2%
	465	100%

Special Education

IEP/504	51	11%
---------	----	-----

English Lang. Learner

ELL	19	4%
-----	----	----

Attendance

Elementary (PK-4)

	ADA	Att %
Kinder:	73.1	96.1%
1st Grade:	61.1	95.2%
2nd Grade:	46.8	92.2%
3rd Grade:	45.6	93.3%
4th Grade:	52.6	93.9%
	279.2	94.3%
	>90%	>85%

Middle School (5-8)

	ADA	Att %
5th Grade:	47.6	95.2%
6th Grade:	25.6	98.2%
7th Grade:	36.8	94.7%
8th Grade:	22.2	94.0%
	132.2	95.5%
	>90%	>85%

Student Mobility

Students Enrolling After Day 1

Dissatisfied w/ Old School:	
Late Enrollment:	17
Moved to Area:	
Re-Enrolling at CWCKC:	
Waitlist Opened:	17

Students Exiting After Day 1

Dissatisfaction:	
Family Considerations:	
After-Care:	
Homeschool:	
Moved out of Area:	
Residency Issue:	
Transportation:	
Waitlist - Other School:	