

CWC Kansas City Executive Director's Report - District Dashboard

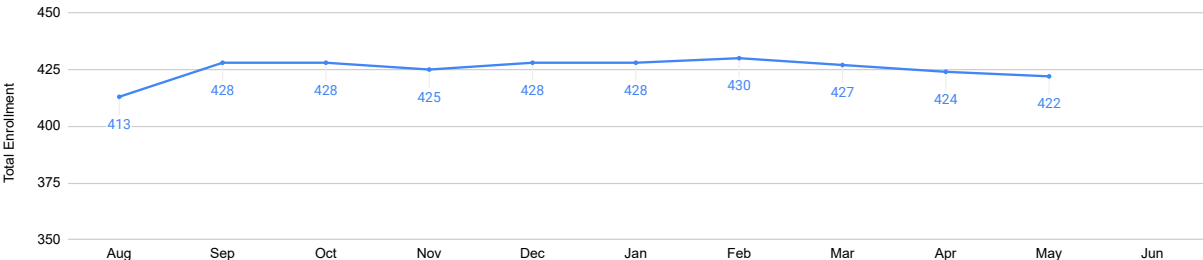
School Year 2024-25



Enrollment

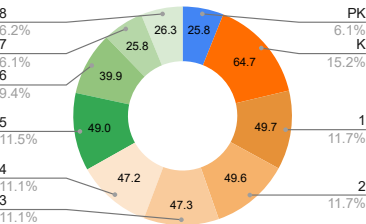
CWC Kansas City Enrollment

YTD Actuals



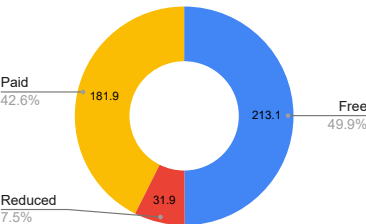
Enrollment by Grade Level

PK-8 YTD Average



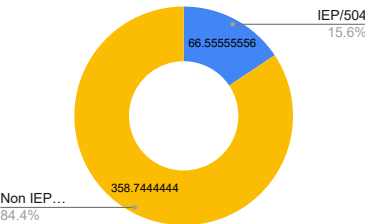
Enrollment by FRL Status

PK-8 YTD Average



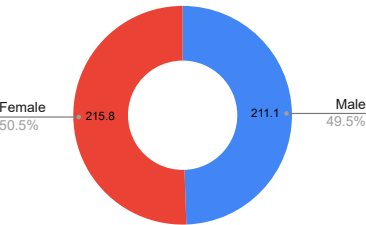
Enrollment by IEP/504

PK-8 YTD Average



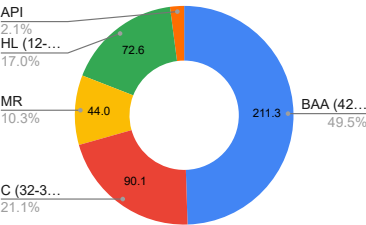
Enrollment by Gender Identity

PK-8 YTD Average



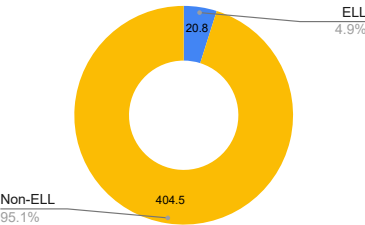
Enrollment by Ethnicity

PK-8 YTD Average



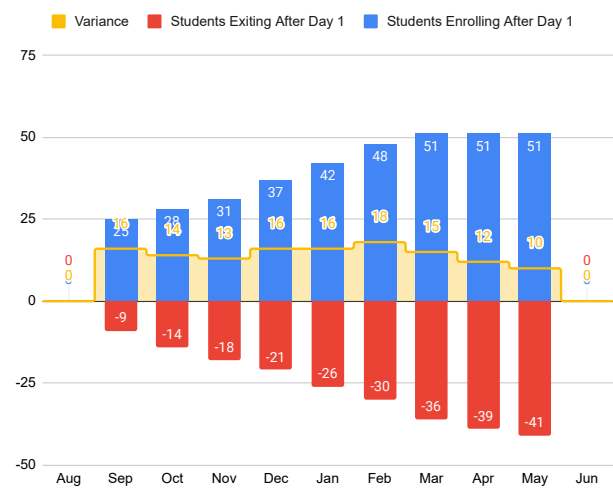
Enrollment by English Learner

PK-8 YTD Average



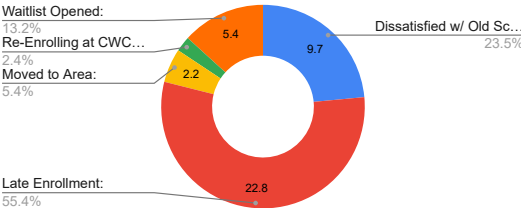
Enrollment after Day 1

YTD Actuals



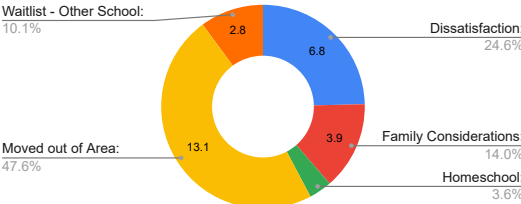
Students Enrolling After Day 1

PK-8 YTD Average



Students Exiting after Day 1

PK-8 YTD Average



CWC Kansas City Executive Director's Report - District Dashboard

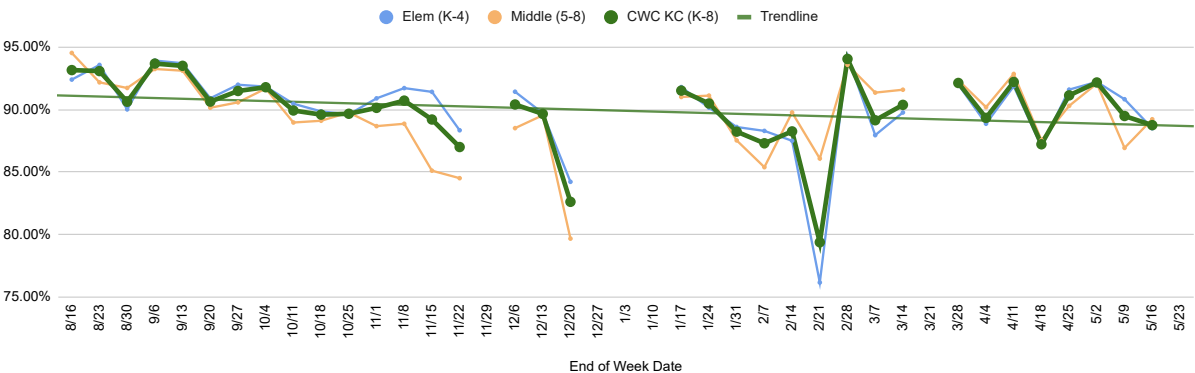
School Year 2024-25



ADA

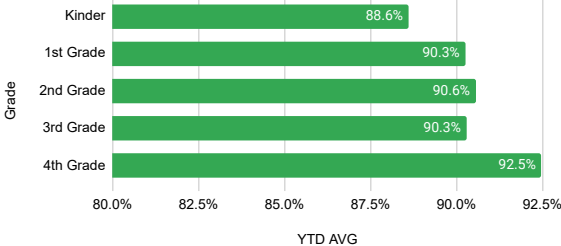
% ADA by Week

YTD Actuals



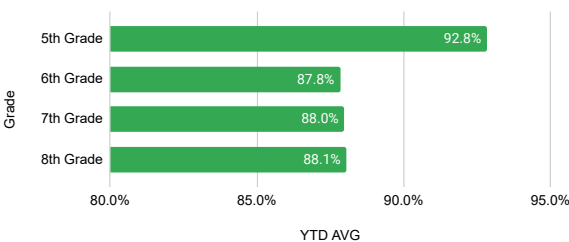
% ADA by ES Grade Level

YTD



% ADA by MS Grade Level

YTD



Citizens of the World Kansas City

Executive Director's Report - District Dashboard

May 2025

Enrollment and Demographics

Enrollment by Grade & Status

	Broadway	Oper. Break.	Homebound	MOVA	Pend. MOVA	Offsite	Enrolled	Pending	Expected	Offered
PK	0	27					27		27	
K	49	15					64		64	
1	50	0					50		50	
2	46	0				2	48		48	
3	38	9					47		47	
4	38	8				1	47		47	
5	48	0					48		48	
6	37	0				1	38		38	
7	27	0					27		27	
8	26	0					26		26	
TOTAL	359	59				4	422		422	

Gender

Male	208	49%
Female	214	51%
	422	100%

FRL Status

Free	223	53%
Reduced	34	8%
Paid	165	39%
Unknown	0	0%
	422	100%

Ethnicity

BAA (42-48%)	206	49%
C (32-38%)	89	21%
MR	46	11%
HL (12-18%)	73	17%
API	8	2%
	422	100%

Special Education

IEP/504	70	17%
---------	----	-----

English Lang. Learner

ELL	22	5%
-----	----	----

Attendance

Elementary (PK-4)

	ADA	Att %
Kinder:	57.29	88.6%
1st Grade:	44.56	90.3%
2nd Grade:	44.92	90.6%
3rd Grade:	42.61	90.3%
4th Grade:	43.72	92.5%
	233.1	90.3%
	>90%	>85%
	59.2%	75.8%

Middle School (5-8)

	ADA	Att %
5th Grade:	45.52	92.8%
6th Grade:	35.03	87.8%
7th Grade:	22.62	88.0%
8th Grade:	23.16	88.1%
	126.33	89.6%
	>90%	>85%
	58.1%	74.8%

Student Mobility

Students Enrolling After Day 1

Dissatisfied w/ Old School:	15
Late Enrollment:	24
Moved to Area:	4
Re-Enrolling at CWCKC:	1
Waitlist Opened:	7
	51

Students Exiting After Day 1

Dissatisfaction:	12
Family Considerations:	6
Homeschool:	1
Moved out of Area:	19
Residency Issue:	
Transportation:	
Waitlist - Other School:	3
	41