

CWC Kansas City Executive Director's Report - District Dashboard

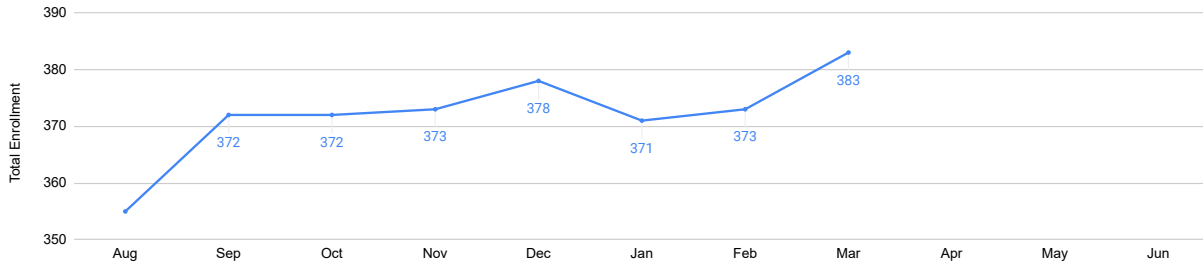
School Year 2023-24



Enrollment

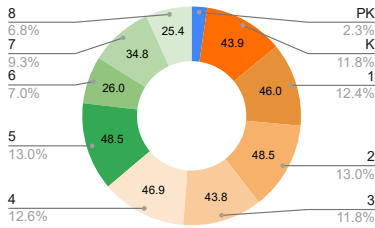
CWC Kansas City Enrollment

YTD Actuals



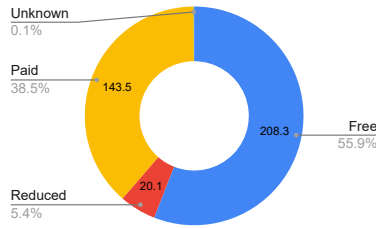
Enrollment by Grade Level

PK-8 YTD Average



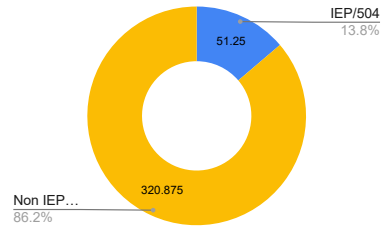
Enrollment by FRL Status

PK-8 YTD Average



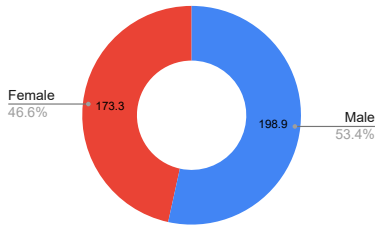
Enrollment by IEP/504

PK-8 YTD Average



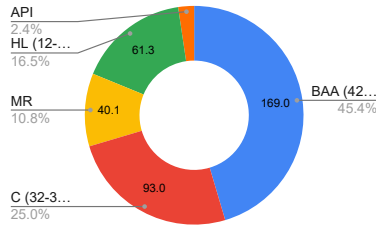
Enrollment by Gender Identity

PK-8 YTD Average



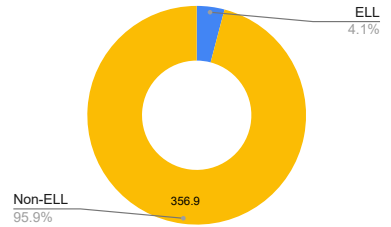
Enrollment by Ethnicity

PK-8 YTD Average



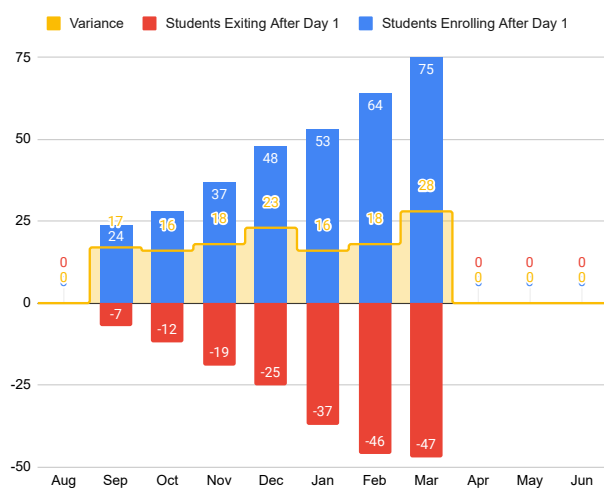
Enrollment by English Learner

PK-8 YTD Average



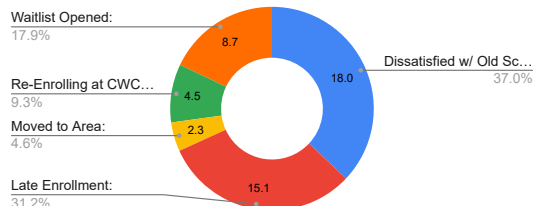
Enrollment after Day 1

YTD Actuals



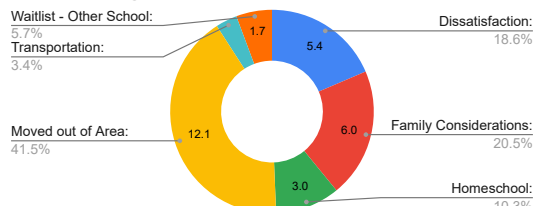
Students Enrolling After Day 1

PK-8 YTD Average



Students Exiting after Day 1

PK-8 YTD Average



CWC Kansas City Executive Director's Report - District Dashboard

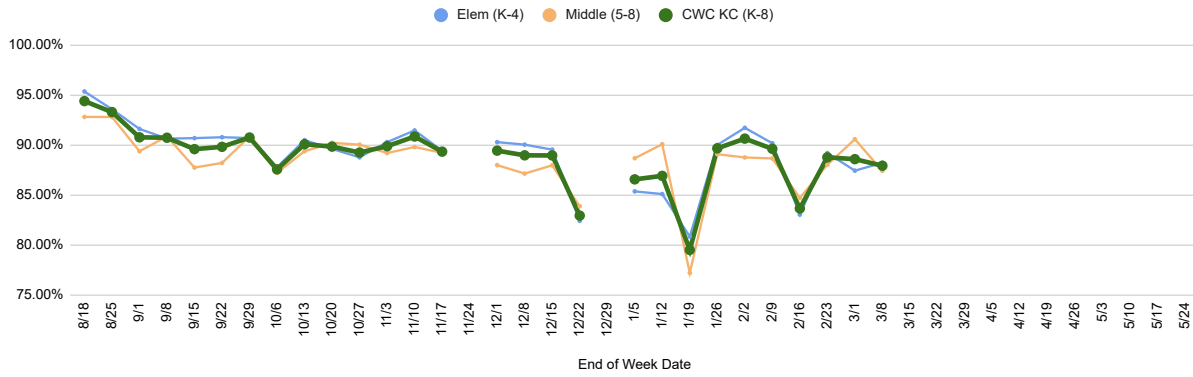
School Year 2023-24



ADA

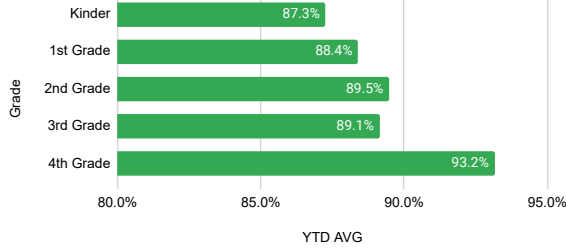
% ADA by Week

YTD Actuals



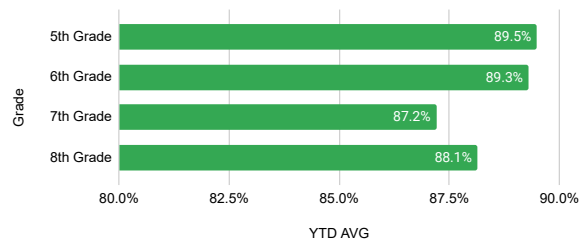
% ADA by ES Grade Level

YTD



% ADA by MS Grade Level

YTD



**Citizens of the World Kansas City
Executive Director's Report - District Dashboard
March 2024**

Enrollment and Demographics

Enrollment by Grade & Status

	In-Person	Early Attend	Homebound	MOVA	Pend. MOVA	Offsite	Enrolled	Pending	Expected	Offered
PK	9						9		9	
K	48						48		48	
1	47					1	48	1	49	
2	49						49		49	
3	44					1	45	1	46	
4	48						48		48	
5	48					1	49		49	
6	25						25		25	
7	37						37	1	38	
8	25						25	1	26	
TOTAL	380					3	383	4	387	

Gender

Male	203	53%
Female	180	47%
	<u>383</u>	<u>100%</u>

FRL Status

Free	213	56%
Reduced	24	6%
Paid	146	38%
Unknown	0	0%
	<u>383</u>	<u>100%</u>

Ethnicity

BAA (42-48%)	176	46%
C (32-38%)	94	25%
MR	44	11%
HL (12-18%)	61	16%
API	8	2%
	<u>383</u>	<u>100%</u>

Special Education

IEP/504	56	15%
---------	----	-----

English Lang. Learner

ELL	17	4%
-----	----	----

FRL Rate: 62% (50% Goal)

Attendance

Elementary (K-4)

	ADA	Att %
Kinder:	38.66	87.3%
1st Grade:	40.27	88.4%
2nd Grade:	43.13	89.5%
3rd Grade:	38.77	89.1%
4th Grade:	43.77	93.2%
	<u>204.6</u>	<u>89.5%</u>
	<u>>90%</u>	<u>>85%</u>
	61.8%	74.9%

Middle School (5-8)

	ADA	Att %
5th Grade:	43.35	89.5%
6th Grade:	23.21	89.3%
7th Grade:	30.25	87.2%
8th Grade:	22.1	88.1%
	<u>118.91</u>	<u>88.6%</u>
	<u>>90%</u>	<u>>85%</u>
	57.7%	73.1%

Student Mobility

Students Enrolling After Day 1

Dissatisfied w/ Old School:	30
Late Enrollment:	17
Moved to Area:	6
Re-Enrolling at CWCKC:	7
Waitlist Opened:	<u>15</u>
	75

Students Exiting After Day 1

Dissatisfaction:	9
Family Considerations:	7
Homeschool:	5
Moved out of Area:	22
Residency Issue:	
Transportation:	1
Waitlist - Other School:	<u>3</u>
	47