

CWC Kansas City Executive Director's Report - District Dashboard

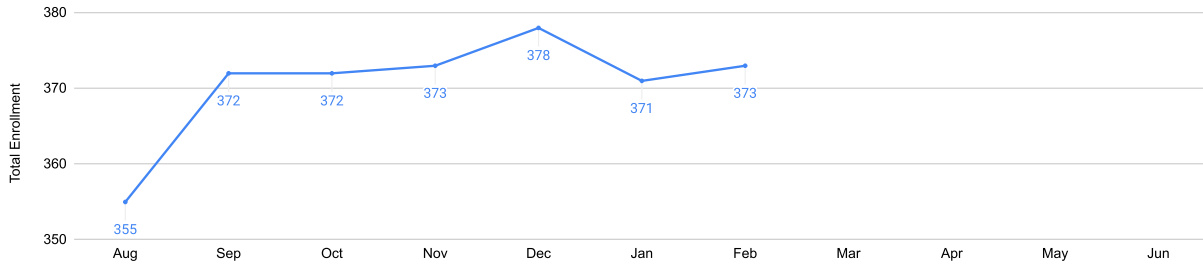
School Year 2023-24



Enrollment

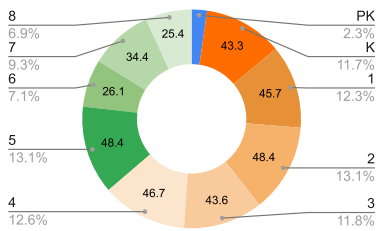
CWC Kansas City Enrollment

YTD Actuals



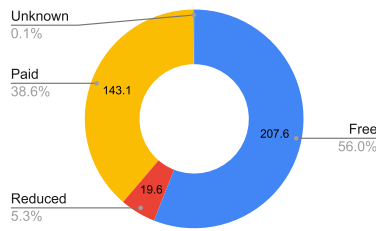
Enrollment by Grade Level

PK-8 YTD Average



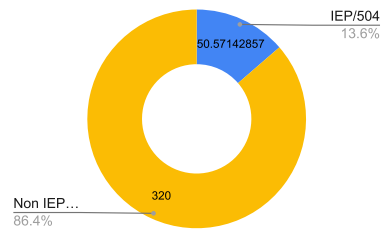
Enrollment by FRL Status

PK-8 YTD Average



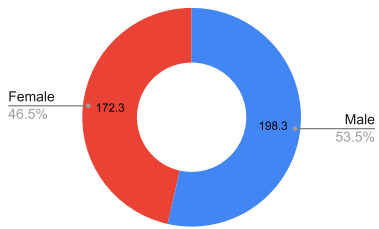
Enrollment by IEP/504

PK-8 YTD Average



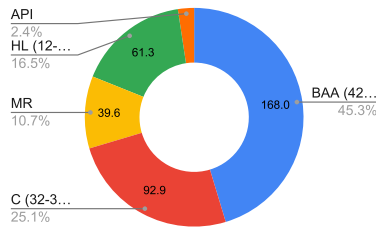
Enrollment by Gender Identity

PK-8 YTD Average



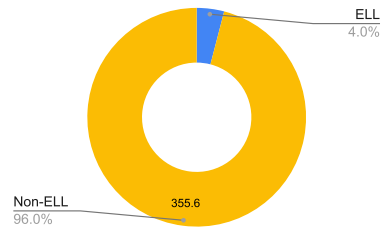
Enrollment by Ethnicity

PK-8 YTD Average



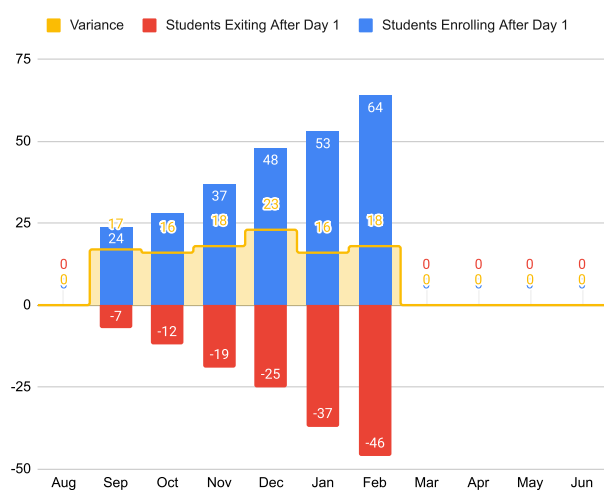
Enrollment by English Learner

PK-8 YTD Average



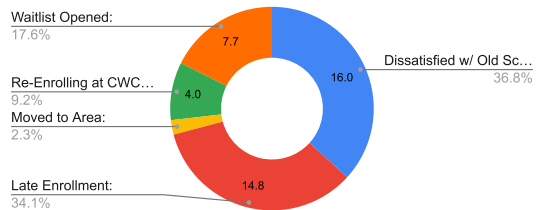
Enrollment after Day 1

YTD Actuals



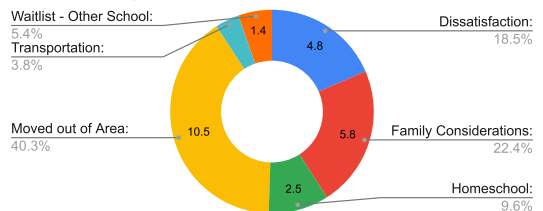
Students Enrolling After Day 1

PK-8 YTD Average



Students Exiting after Day 1

PK-8 YTD Average



CWC Kansas City Executive Director's Report - District Dashboard

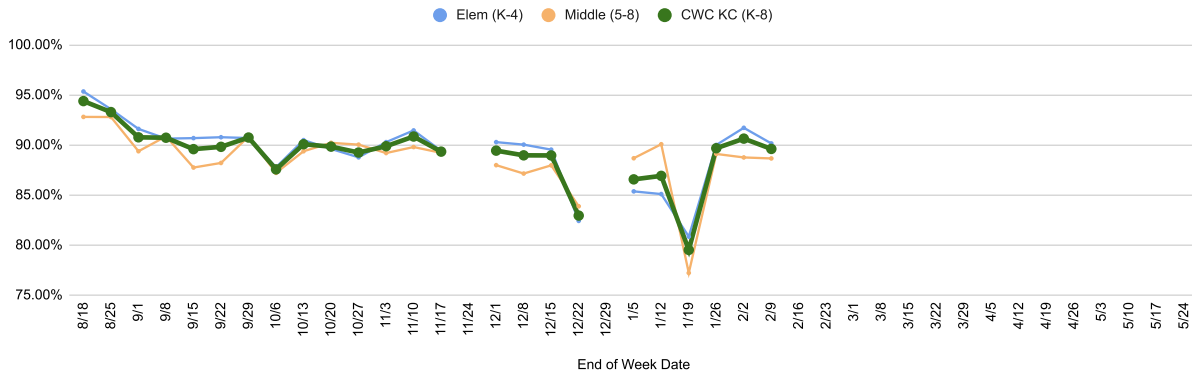
School Year 2023-24



ADA

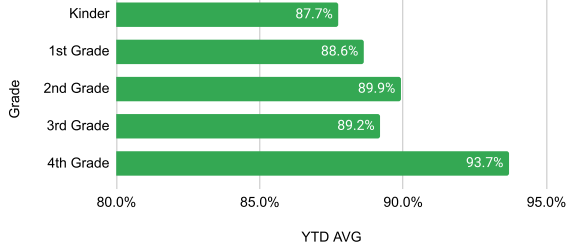
% ADA by Week

YTD Actuals



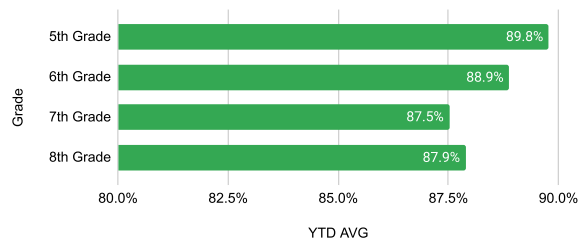
% ADA by ES Grade Level

YTD



% ADA by MS Grade Level

YTD



**Citizens of the World Kansas City
Executive Director's Report - District Dashboard
February 2024**

Enrollment and Demographics

Enrollment by Grade & Status

	In-Person	Early Attend	Homebound	MOVA	Pend. MOVA	Offsite	Enrolled	Pending	Expected	Offered
PK	9						9		9	
K	45						45	1	46	
1	45					1	46		46	
2	49						49		49	
3	42					1	43		43	
4	47						47	1	48	
5	47					1	48	1	49	
6	26						26		26	
7	36						36		36	
8	24						24		24	
TOTAL	370					3	373	3	376	

Gender

Male	202	54%
Female	171	46%
	373	100%

FRL Status

Free	206	55%
Reduced	24	6%
Paid	143	38%
Unknown		0%
	373	100%

Ethnicity

BAA (42-48%)	171	46%
C (32-38%)	93	25%
MR	40	11%
HL (12-18%)	61	16%
API	8	2%
	373	100%

Special Education

IEP/504	56	15%
---------	----	-----

English Lang. Learner

ELL	17	5%
-----	----	----

FRL Rate: 62% (50% Goal)

Attendance

Elementary (K-4)

	ADA	Att %
Kinder:	38.43	87.7%
1st Grade:	40.07	88.6%
2nd Grade:	43.24	89.9%
3rd Grade:	38.72	89.2%
4th Grade:	43.89	93.7%
	204.35	89.9%
	>90%	>85%
	62.6%	75.3%

Middle School (5-8)

	ADA	Att %
5th Grade:	43.49	89.8%
6th Grade:	23.18	88.9%
7th Grade:	30.06	87.5%
8th Grade:	22.17	87.9%
	118.9	88.7%
	>90%	>85%
	58.6%	74.3%

Student Mobility

Students Enrolling After Day 1

Dissatisfied w/ Old School:	25
Late Enrollment:	16
Moved to Area:	1
Re-Enrolling at CWCKC:	7
Waitlist Opened:	15
	64

Students Exiting After Day 1

Dissatisfaction:	8
Family Considerations:	7
Homeschool:	5
Moved out of Area:	22
Residency Issue:	
Transportation:	1
Waitlist - Other School:	3
	46