


CWC Kansas City Executive Director's Report - District Dashboard

School Year 2023-24



Enrollment

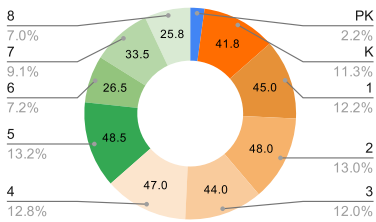
CWC Kansas City Enrollment

YTD Actuals



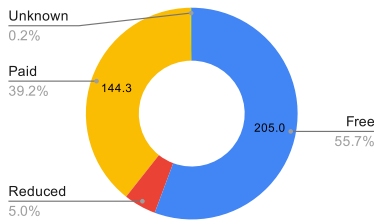
Enrollment by Grade Level

PK-8 YTD Average



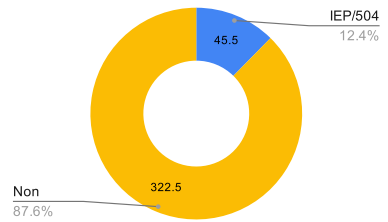
Enrollment by FRL Status

PK-8 YTD Average



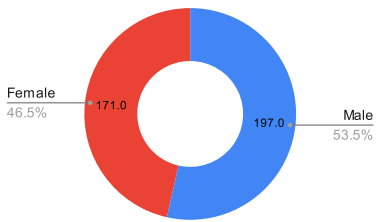
Enrollment by IEP/504

PK-8 YTD Average



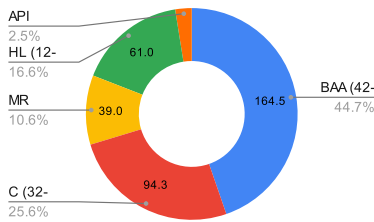
Enrollment by Gender Identity

PK-8 YTD Average



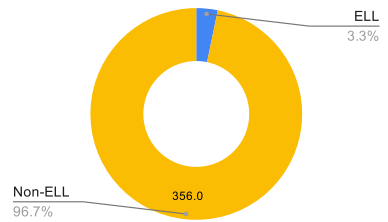
Enrollment by Ethnicity

PK-8 YTD Average



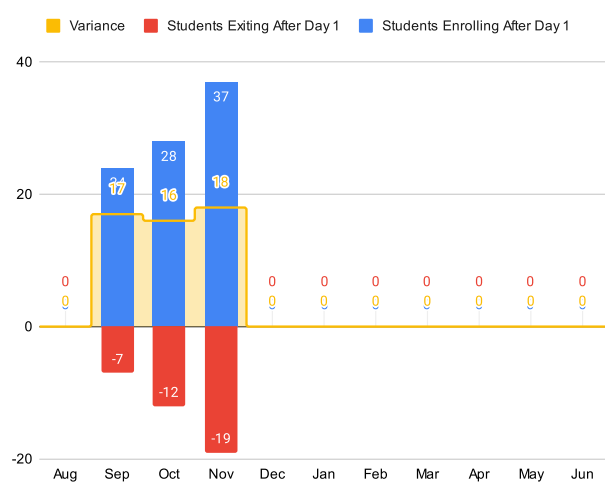
Enrollment by English Learner

PK-8 YTD Average



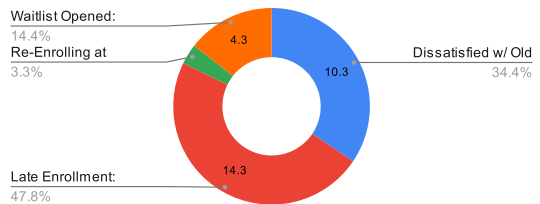
Enrollment after Day 1

YTD Actuals



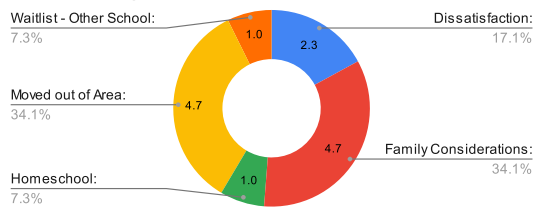
Students Enrolling After Day 1

PK-8 YTD Average




Students Exiting after Day 1

PK-8 YTD Average



CWC Kansas City Executive Director's Report - District Dashboard

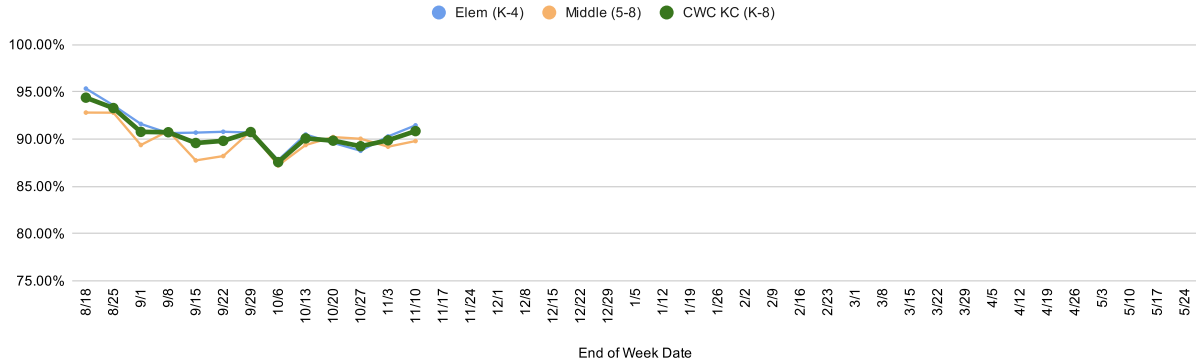
School Year 2023-24



ADA

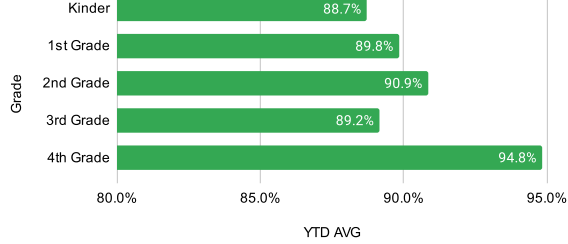
% ADA by Week

YTD Actuals



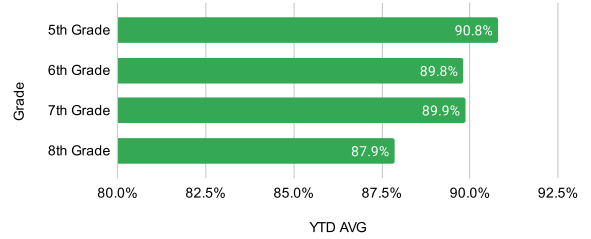
% ADA by ES Grade Level

YTD



% ADA by MS Grade Level

YTD



**Citizens of the World Kansas City
Executive Director's Report - District Dashboard
November 2023**

Enrollment and Demographics

Enrollment by Grade & Status

	In-Person	Early Attend	Homebound	MOVA	Pend. MOVA	Offsite	Enrolled	Pending	Expected	Offered
PK	9						9		9	
K	43						43		43	
1	44					1	45	1	46	
2	49						49		49	
3	44					1	45		45	
4	48						48		48	
5	48					1	49		49	
6	26						26	1	27	
7	34						34	1	35	
8	25						25	1	26	
TOTAL	370					3	373	4	377	

Gender

Male	202	54%
Female	171	46%
	<u>373</u>	<u>100%</u>

FRL Status

Free	211	57%
Reduced	19	5%
Paid	143	38%
Unknown	0	0%
	<u>373</u>	<u>100%</u>

Ethnicity

BAA (42-48%)	170	46%
C (32-38%)	91	24%
MR	41	11%
HL (12-18%)	61	16%
API	10	3%
	<u>373</u>	<u>100%</u>

FRL Rate: 62% (50% Goal)

Special Education

IEP/504	55	15%
---------	----	-----

English Lang. Learner

ELL	15	4%
-----	----	----

Attendance

Elementary (K-4)

	ADA	Att %
Kinder:	37.22	88.7%
1st Grade:	40.21	89.8%
2nd Grade:	43.25	90.9%
3rd Grade:	38.89	89.2%
4th Grade:	44.38	94.8%
	<u>203.95</u>	<u>90.8%</u>
	<u>>90%</u>	<u>>85%</u>
	62.5%	83.3%

Middle School (5-8)

	ADA	Att %
5th Grade:	44.1	90.8%
6th Grade:	23.77	89.8%
7th Grade:	30.38	89.9%
8th Grade:	22.55	87.9%
	<u>120.8</u>	<u>89.8%</u>
	<u>>90%</u>	<u>>85%</u>
	66.4%	77.1%

Student Mobility

Students Enrolling After Day 1

Dissatisfied w/ Old School:	14
Late Enrollment:	15
Moved to Area:	
Re-Enrolling at CWCKC:	1
Waitlist Opened:	7
	<u>37</u>

Students Exiting After Day 1

Dissatisfaction:	3
Family Considerations:	7
After-Care:	
Homeschool:	1
Moved out of Area:	8
Residency Issue:	
Transportation:	
Waitlist - Other School:	1
	<u>20</u>