

CWC Kansas City Executive Director's Report - District Dashboard

School Year 2022-23



Enrollment

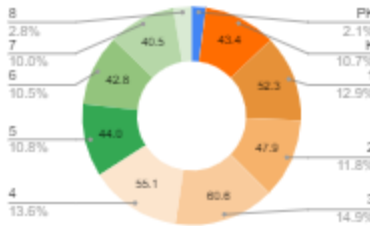
CWC Kansas City Enrollment

YTD Actuals



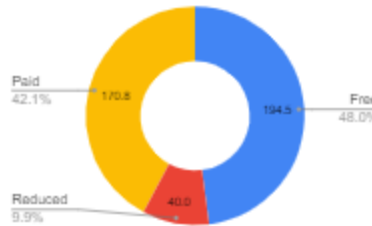
Enrollment by Grade Level

PK-8 YTD Average



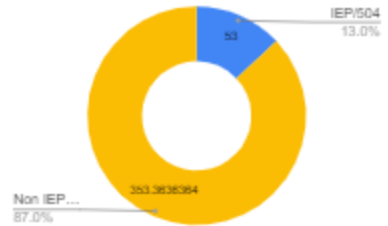
Enrollment by FRL Status

PK-8 YTD Average



Enrollment by IEP/504

PK-8 YTD Average



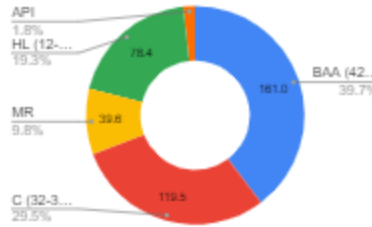
Enrollment by Gender Identity

PK-8 YTD Average



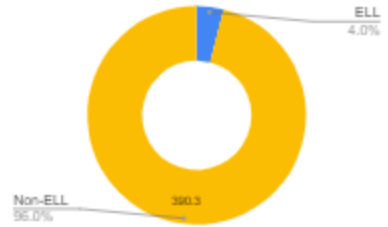
Enrollment by Ethnicity

PK-8 YTD Average



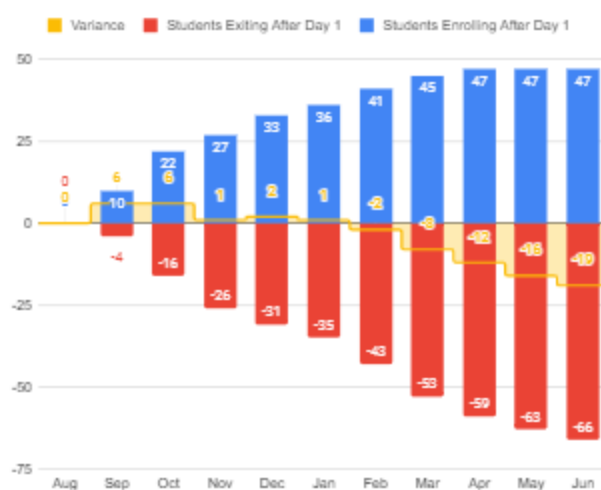
Enrollment by English Learner

PK-8 YTD Average



Enrollment after Day 1

YTD Actuals



Students Enrolling After Day 1

PK-8 YTD Average



Students Exiting after Day 1

PK-8 YTD Average



CWC Kansas City Executive Director's Report - District Dashboard

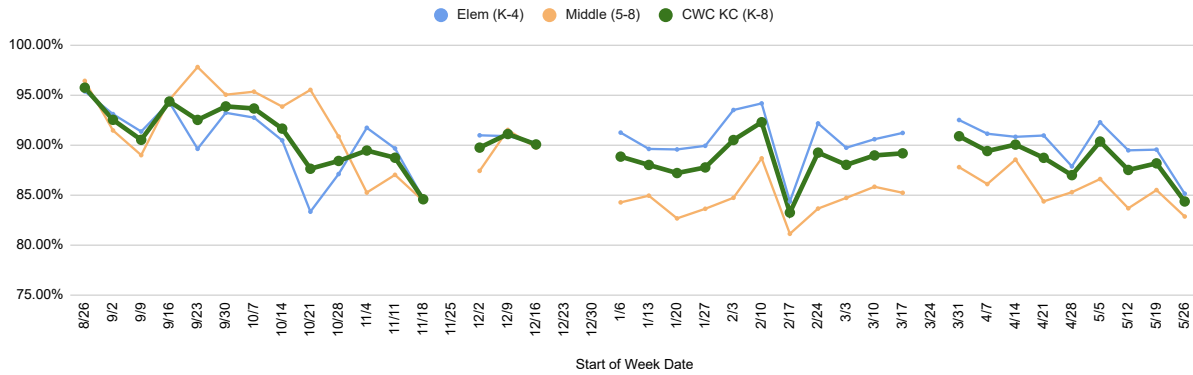
School Year 2022-23



ADA

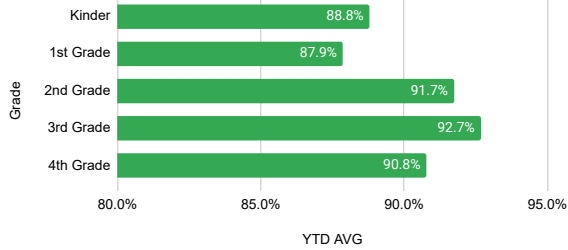
% ADA by Week

YTD Actuals



% ADA by ES Grade Level

YTD



% ADA by MS Grade Level

YTD

