

# CWC Kansas City Executive Director's Report - District Dashboard

School Year 2022-23



## Enrollment

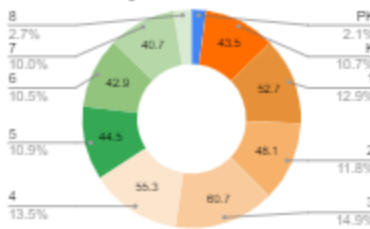
### CWC Kansas City Enrollment

YTD Actuals



### Enrollment by Grade Level

PK-8 YTD Average



### Enrollment by FRL Status

PK-8 YTD Average



### Enrollment by IEP/504

PK-8 YTD Average



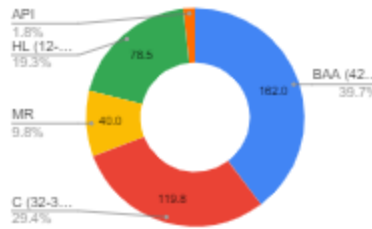
### Enrollment by Gender Identity

PK-8 YTD Average



### Enrollment by Ethnicity

PK-8 YTD Average



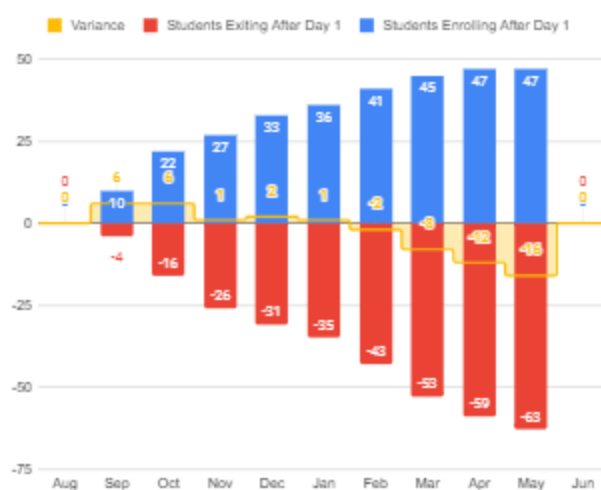
### Enrollment by English Learner

PK-8 YTD Average



### Enrollment after Day 1

YTD Actuals



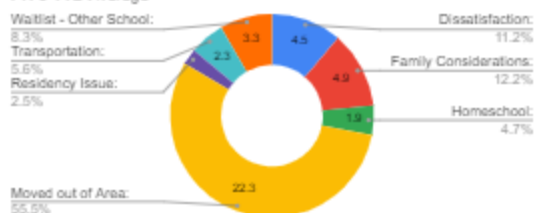
### Students Enrolling After Day 1

PK-8 YTD Average



### Students Exiting after Day 1

PK-8 YTD Average



# CWC Kansas City Executive Director's Report - District Dashboard

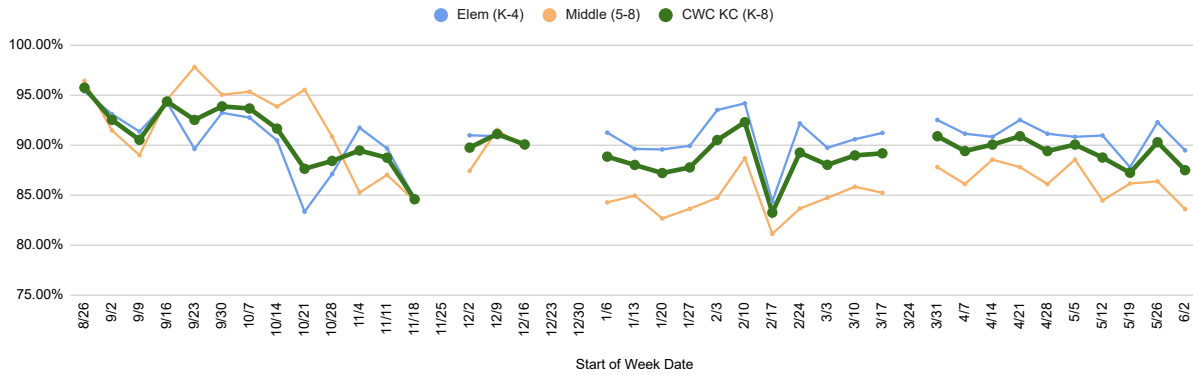
School Year 2022-23



## ADA

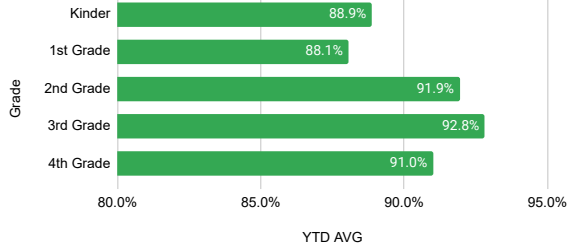
### % ADA by Week

YTD Actuals



### % ADA by ES Grade Level

YTD



### % ADA by MS Grade Level

YTD

