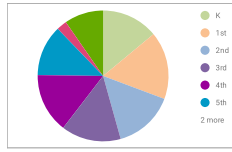


**Citizens of the World Kansas City  
Executive Director's Report - Dashboard  
December 17, 2020**

**Enrollment and Demographics**

Grade		
Pre-K	9	2%
K	71	14%
1st	85	16%
2nd	76	15%
3rd	75	15%
4th	75	15%
5th	64	12%
6th	13	3%
7th	49	9%
<b>Total</b>	<b>517</b>	



Gender		
Male	268	52%
Female	249	48%
<b>Total</b>	<b>517</b>	

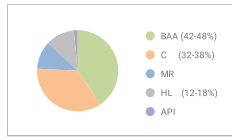


Economic Status		
Free	270	52%
Reduced	21	4%
Paying	226	44%
Unknown	0	0%
<b>Total</b>	<b>517</b>	<b>100%</b>



Goal: 50% FRL Currently: 56.3%

Ethnicity		
BAA (42-48%)	210	41%
C (32-38%)	182	35%
MR	58	11%
HL (12-18%)	59	11%
API	8	2%
<b>Total</b>	<b>517</b>	



Special Education		
IEP/504	69	13.3%

English Language Learner		
ELL	17	3.3%

**Student Engagement, Achievement, & Growth**

**Student Engagement - Distance Learning**

PRIMARY GRADES (K-2)			
Enrollment		237	
≥ 1 1:1 Mtg	182	76.8%	
>=2 Turn-In	124	82.6%	
>=3 Zoom	188	79.3%	
UPPER ELEMENTARY (3-5)			
Enrollment		214	
Contact	135	83.2%	
>=2 Turn-In	130	60.6%	
>=3 Zoom	184	86.1%	
MIDDLE SCHOOL (6-7)			
Enrollment		63	
Contact	60	95.3%	
>=2 Turn-In	65	88.3%	
>=3 Zoom	60	94.7%	

Subgroup - Gender	1:1 Work Zoom		
	1:1	≥2	≥3
Male	72.2%	59.6%	82.2%
Female	74.9%	60.9%	86.2%

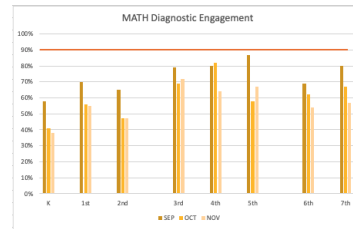
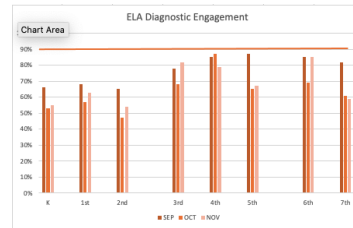
  

Subgroup - Ethnicity	1:1 Work Zoom		
	1:1	≥2	≥3
Asian/Pacific Islander	72.2%	50.0%	80.6%
Black/African-American	66.9%	48.3%	75.4%
Hispanic/Latino	71.1%	46.7%	86.3%
Mixed Race	78.1%	66.1%	86.0%
White/Caucasian	81.5%	76.4%	93.1%

Subgroup - Socio-Economic	1:1 Work Zoom		
	1:1	≥2	≥3
FRL (Free/Reduced)	66.5%	47.2%	77.0%
Paid (NON Free/Reduced)	81.3%	76.9%	92.1%

**Student Achievement & Growth - IXL Data  
2020-2021: September 2020**



**Student Mobility**

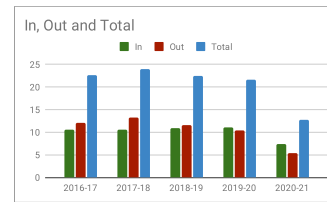
**Students Enrolling after 8/24**

Wait List Opened	3
Moved to area	0
Dissatisfied w/ Old School	4
Late Enrollment	27
Pre-K Opened	0
Returning to CWCKC	3
<b>TOTAL</b>	<b>37</b>

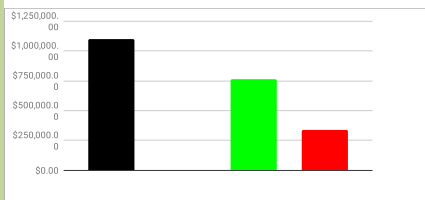
**Students Exiting after 8/24**

Transportation	0
Family Considerations	9
Dissatisfied	4
Waitlist - Other School	5
Work/Move	9
Residency Issue	0
Homeschooling	0
Developmental Wait	0
<b>TOTAL</b>	<b>27</b>

**Overall Turnover Rate (%)**



**Financial Resources Update-External Fundraising**



FY21 Budgeted: Private Grants/Foundations/Individuals  
**\$1,100,000.00**

FY21 Funding: Secured  
**\$765,000.00** (Kauffman, JCCCF, School Smart, Tech Fund, Deffenbaugh, Durwood, Reynolds)

FY21 Funding: Expected  
**\$335,000.00** (Annual Campaign (\$35,000), Sherman (\$70,000), TIS/RALong/Cowden (\$35,000))