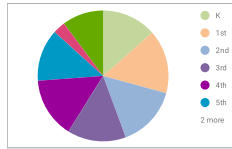


**Citizens of the World Kansas City  
Executive Director's Report - Dashboard  
May 20, 2021**

**Enrollment and Demographics**

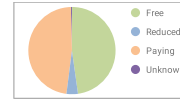
Grade		
Pre-K	7	1%
K	66	13%
1st	77	16%
2nd	74	15%
3rd	71	14%
4th	73	15%
5th	63	13%
6th	15	3%
7th	50	10%
<b>Total</b>	<b>496</b>	



Gender		
Male	253	51%
Female	243	49%
<b>Total</b>	<b>496</b>	

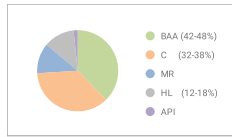


Economic Status		
Free	237	48%
Reduced	21	4%
Paying	236	48%
Unknown	2	0%
<b>Total</b>	<b>496</b>	<b>100%</b>



Goal: 50% FRL    Currently: 52.0%

Ethnicity		
BAA (42-48%)	187	38%
C (32-38%)	180	36%
MR	60	12%
HL (12-18%)	61	12%
API	8	2%
<b>Total</b>	<b>496</b>	



Special Education		
IEP/504	68	13.7%

English Language Learner		
ELL	13	2.6%

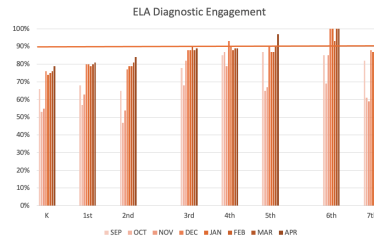
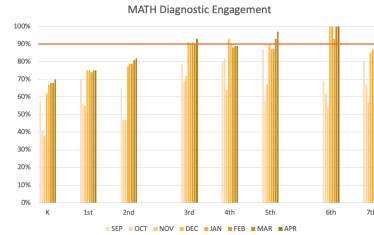
**Student Engagement, Achievement, & Growth**

**Student Engagement - Distance Learning**  
Through April 9, 2021

Grade	Course Completion All Year				%
	FULL	HALF	NONE	ADA EQUIV	
K&1st	17	4	3		74.4%
2nd	28	4	2		82.9%
<b>PRIMARY</b>	<b>45</b>	<b>8</b>	<b>5</b>		<b>79.4%</b>
3rd	19	8	0		80.1%
4th	23	7	0		83.0%
5th	19	1	0		91.7%
<b>UPPER ELEM</b>	<b>61</b>	<b>16</b>	<b>0</b>		<b>84.2%</b>
6th	7	0	0		94.0%
7th	29	0	0		94.0%
<b>MIDDLE</b>	<b>36</b>	<b>0</b>	<b>0</b>		<b>94.0%</b>
<b>TOTAL LEA</b>	<b>142</b>	<b>24</b>	<b>5</b>		<b>84.7%</b>

Average Daily Attendance In-Person Hybrid Learning	<b>93.0%</b>
---	--------------

**Student Achievement & Growth - IXL Data**  
2020-2021: May 2020



**Student Mobility**

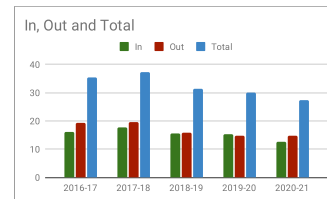
**Students Enrolling after 8/24**

Wait List Opened	5
Moved to area	7
Dissatisfied w/ Old School	16
Late Enrollment	28
Pre-K Opened	0
Returning to CWCKC	8
<b>TOTAL</b>	<b>64</b>

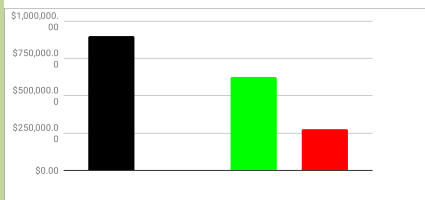
**Students Exiting after 8/24**

Transportation	0
Family Considerations	22
Dissatisfied	9
Waitlist - Other School	5
Work/Move	38
Residency Issue	0
Homeschooling	1
Developmental Wait	0
<b>TOTAL</b>	<b>75</b>

**Overall Turnover Rate (%)**



**Financial Resources Update-External Fundraising**



FY21 Budgeted: Private Grants/Foundations/Individuals  
**\$900,000.00**

FY21 Funding: Secured  
**\$624,500.00** (JCSF, School Smart, Tech Fund, Deffenbaugh, Durwood, Reynolds, LeanLab)

FY21 Funding: Expected  
**\$275,500.00** (Sherman (\$70,000), CSGF (\$150,000), Cowden (\$15,000), Dickinson (\$25,000))