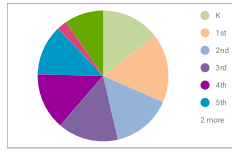


**Citizens of the World Kansas City
Executive Director's Report - Dashboard
October 14, 2020**

Enrollment and Demographics

Grade	Count	Percentage
Pre-K	11	2%
K	75	14%
1st	89	17%
2nd	77	15%
3rd	78	15%
4th	73	14%
5th	65	12%
6th	13	2%
7th	50	9%
Total	531	



Gender	Count	Percentage
Male	277	52%
Female	254	48%
Total	531	

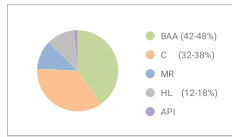


Economic Status	Count	Percentage
Free	279	53%
Reduced	23	4%
Paying	229	43%
Unknown	0	0%
Total	531	100%



Goal: 50% FRL Currently: 56.9%

Ethnicity	Count	Percentage
BAA (42-48%)	214	40%
C (32-38%)	188	35%
MR	61	11%
HL (12-18%)	59	11%
API	9	2%
Total	531	



Special Education	Count	Percentage
IEP/504	72	13.6%

English Language Learner	Count	Percentage
ELL	16	3.0%

Student Engagement, Achievement, & Growth

Student Engagement - Distance Learning

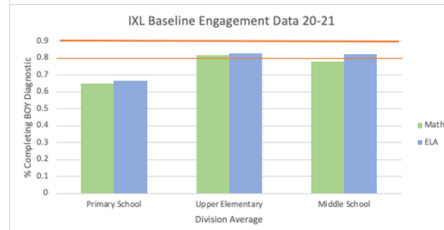
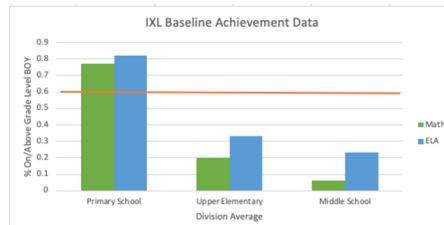
Grade Level	Enrollment	Contact	>=2 Turn-In	>=3 Zoom
PRIMARY GRADES (K-2)	241			
Primary Grades (K-2)	202	83.8%	122	60.6%
UPPER ELEMENTARY (3-5)	218			
Upper Elementary (3-5)	145	66.5%	135	61.9%
MIDDLE SCHOOL (6-7)	64			
Middle School (6-7)	57	89.1%	59	92.2%

Subgroup - Gender	1:1	≥2 Work	≥3 Zoom
Male	76.6%	61.3%	81.8%
Female	77.7%	69.0%	89.2%

Subgroup - Ethnicity	1:1	≥2 Work	≥3 Zoom
Asian/Pacific Islander	57.1%	42.9%	85.7%
Black/African-American	72.0%	48.8%	76.8%
Hispanic/Latino	78.6%	41.1%	85.7%
Mixed Race	83.3%	68.0%	90.0%
White/Caucasian	81.2%	78.0%	93.8%

Subgroup - Socio-Economic	1:1	≥2 Work	≥3 Zoom
FRL (Free/Reduced)	71.9%	46.9%	79.8%
Paid (NON Free/Reduced)	83.8%	77.2%	92.5%

**Student Achievement & Growth - IXL Data
2020-2021: September 2020**



Student Mobility

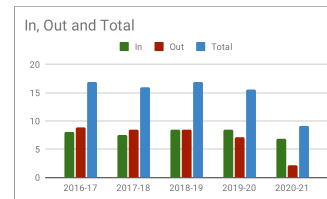
Students Enrolling after 8/24

Wait List Opened	0
Moved to area	0
Dissatisfied w/ Old School	2
Late Enrollment	33
Pre-K Opened	0
Returning to CWCKC	0
TOTAL	35

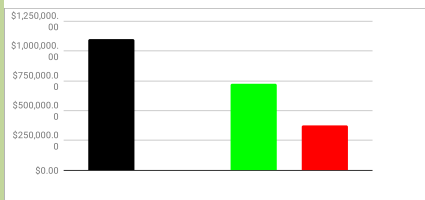
Students Exiting after 8/24

Transportation	0
Family Considerations	5
Dissatisfied	0
Waitlist - Other School	4
Work/Move	2
Residency Issue	0
Homeschooling	0
Developmental Wait	0
TOTAL	11

Overall Turnover Rate (%)



Financial Resources Update-External Fundraising



FY21 Budgeted: Private Grants/Foundations/Individuals
\$1,100,000.00

FY21 Funding: Secured
\$725,000.00 (Kauffman, JCCCF, School Smart, Tech Fund)

FY21 Funding: Expected
\$375,000.00 (Annual Campaign (\$35,000), Durwood (\$25,000) Sherman (\$70,000), TIS/Defenbaugh/RALong/Cowden (\$35,000)