

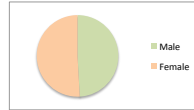
**Citizens of the World Kansas City - Board of Directors Meeting  
Executive Director's Report - Dashboard  
September 20, 2017**

**Diversity**

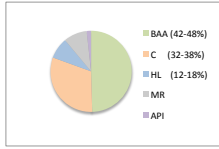
Grade		
K	97	43%
1st	85	37%
2nd	46	20%
	<u>228</u>	<u>100%</u>



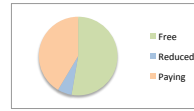
Gender		
Male	112	49%
Female	116	51%
	<u>228</u>	<u>100%</u>



Ethnicity		
BAA (42-48%)	112	49%
C (32-38%)	70	31%
HL (12-18%)	19	8%
MR	21	9%
API	4	2%
Unidentified	2	1%
	<u>228</u>	<u>100%</u>



Economic Status		
Free	117	53%
Reduced	13	6%
Paying	92	41%
	<u>222</u>	<u>100%</u>



**(6 forms remain incomplete)**

GOAL: 50% FRL

Average Daily Attendance		
Whole school:	<b>94.60%</b>	Per Pupil:
		90-100% 83.0%
		80-90% 12.0%
		70-80% 3.8%
		Below 1.1%
		TOTAL 100%

GOAL: 90% attend 90%

Special Education		
IEP/504	17	7%

ELL		
K	9	4%
1st	8	4%
2nd	1	0%
	<u>18</u>	<u>8%</u>

Students entering CWCKC midyear	
Moved to area	0
Dissatisfied	3
Late Enrollment	9
TOTAL	<u>12</u>

Students exiting CWCKC midyear	
Transportation	0
Dissatisfied	2
Wait List	4
Homeschooling	0
Work/Move	4
TOTAL	<u>10</u>

**Understanding**

**Academic Updates**

Assessments - NWEA, SELweb and F&P scheduling, processes, and plans for the year

Presentation by Principal Doug Smith

**Connection**

**Family Service Partnerships - Year 2**

- Lowry Dental Program
- Back Snacks Program
- Bus Pass Program
- Literacy KC Program

Presentation by Amanda Quance, Director of Curriculum Integration and Educational Partnerships