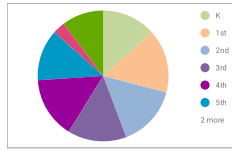


**Citizens of the World Kansas City
Executive Director's Report - Dashboard
April 15, 2021**

Enrollment and Demographics

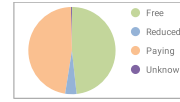
Grade		
Pre-K	6	1%
K	66	13%
1st	78	16%
2nd	75	15%
3rd	72	14%
4th	75	15%
5th	63	13%
6th	15	3%
7th	51	10%
Total	501	



Gender		
Male	255	51%
Female	246	49%
Total	501	

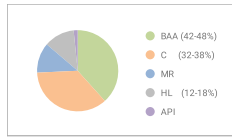


Economic Status		
Free	242	48%
Reduced	21	4%
Paying	236	47%
Unknown	2	0%
Total	501	100%



Goal: 50% FRL Currently: **52.5%**

Ethnicity		
BAA (42-48%)	192	38%
C (32-38%)	180	36%
MR	60	12%
HL (12-18%)	61	12%
API	8	2%
Total	501	



Special Education		
IEP/504	67	13.4%

English Language Learner		
ELL	13	2.6%

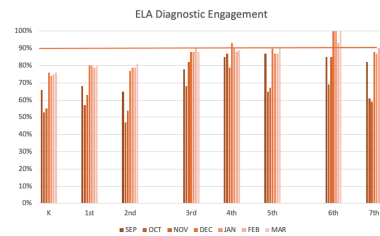
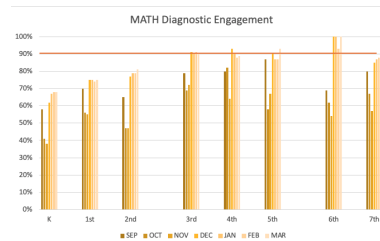
Student Engagement, Achievement, & Growth

Student Engagement - Distance Learning
Through April 9, 2021

	Course Completion All Year				
	FULL	HALF	NONE	ADA EQUIV	
K&1st	17	4	3		74.4%
2nd	26	5	2		81.2%
PRIMARY	43	9	5		78.3%
3rd	18	10	0		77.2%
4th	22	7	0		82.7%
5th	18	1	0		91.5%
UPPER ELEM	58	18	0		82.9%
6th	7	0	0		94.0%
7th	29	0	0		94.0%
MIDDLE	36	0	0		94.0%
TOTAL LEA	137	27	5		83.7%

Average Daily Attendance In-Person Hybrid Learning	94.6%
---	--------------

Student Achievement & Growth - IXL Data
2020-2021: April 2020



Student Mobility

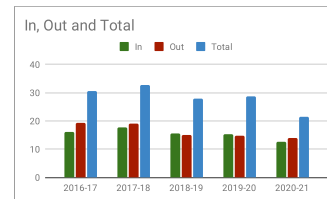
Students Enrolling after 8/24

Wait List Opened	5
Moved to area	7
Dissatisfied w/ Old School	17
Late Enrollment	27
Pre-K Opened	0
Returning to CWCKC	8
TOTAL	64

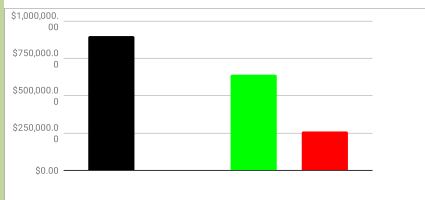
Students Exiting after 8/24

Transportation	0
Family Considerations	22
Dissatisfied	9
Waitlist - Other School	5
Work/Move	33
Residency Issue	0
Homeschooling	1
Developmental Wait	0
TOTAL	70

Overall Turnover Rate (%)



Financial Resources Update-External Fundraising



FY21 Budgeted: Private Grants/Foundations/Individuals
\$900,000.00

FY21 Funding: Secured
\$639,250.00 (JCCCF, School Smart, Tech Fund, Deffenbaugh, Durwood, Reynolds, LeanLab)

FY21 Funding: Expected
\$260,750.00 (Annual Campaign (\$22,500), Sherman (\$70,000), CSGF (\$150,000), Cowden (\$15,000))

	2016-17	2017-18	2018-19	2019-20	2020-21
In	16.1	17.7	15.5	15.2	12.7
Out	19.4	19	15.1	14.7	13.9
Total	30.6	32.7	27.8	28.7	21.4

