

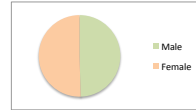
**Citizens of the World Kansas City - Board of Directors Meeting
Executive Director's Report - Dashboard
October 18, 2017**

Diversity

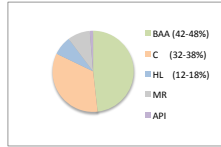
Grade		
K	97	43%
1st	82	37%
2nd	45	20%
	<u>224</u>	<u>100%</u>



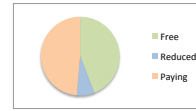
Gender		
Male	111	50%
Female	113	50%
	<u>224</u>	<u>100%</u>



Ethnicity		
BAA (42-48%)	108	48%
C (32-38%)	76	34%
HL (12-16%)	17	8%
MR	20	9%
API	3	1%
	<u>224</u>	<u>100%</u>



Economic Status		
Free	98	44%
Reduced	16	7%
Paying	108	48%
Undetermin	2	1%
	<u>224</u>	<u>100%</u>



GOAL: 50% FRL

Average Daily Attendance

Whole school:	Per Pupil:		
96.25%	90-100%	91.4%	
	80-90%	7.0%	
GOAL: 90% attend 90%	70-80%	1.1%	
	60-70%	0.0%	
	50-60%	0.0%	
	40-50%	0.5%	
	TOTAL	100%	

Special Education

IEP/504		
17		8%
ELL		
K	9	50%
1st	8	44%
2nd	1	6%
	<u>18</u>	<u>100%</u>

Students entering CWCKC midyear	
Moved to area	3
Dissatisfied	5
Late Enrollment	9
	<u>17</u>

Students exiting CWCKC midyear	
Transportation	3
Dissatisfied	4
Wait List	5
Homeschooling	0
Work/Move	7
	<u>19</u>

Turnover rates	
Aug/Sep '16	Aug/Sep '17
12.90%	12.83%

Understanding

Academic Updates

Reading Instruction, Interventions, and Assessments - Trimester 1

Presentation by Casey Thomas, Reading Specialist and Ridley Thomas, Reading Specialist

Connection

Outreach and Communication with our Spanish Speaking Families

Gathering information
Drafting our plan

Presentation by Amanda Quance, Director of Curriculum Integration and Educational Partnerships